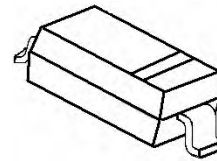


Features

- High Current Capability
- Low Forward Voltage Drop



SOD-323

Mechanical Data

- SOD-323 Small Outline Plastic Package
- Polarity: Color band denotes cathode end
- Mounting Position: Any

Maximum Ratings & Thermal Characteristics

Ratings at 25°C ambient temperature unless otherwise specified.

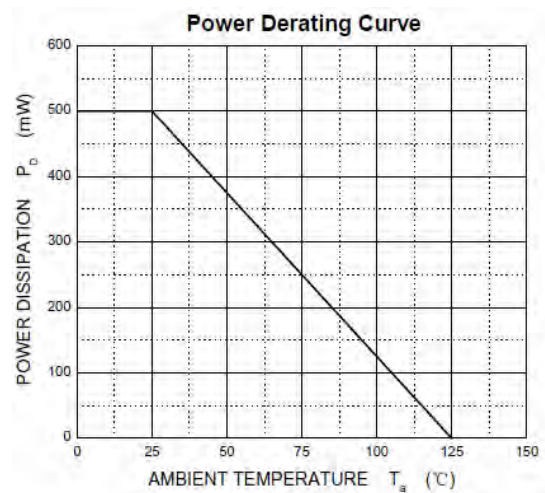
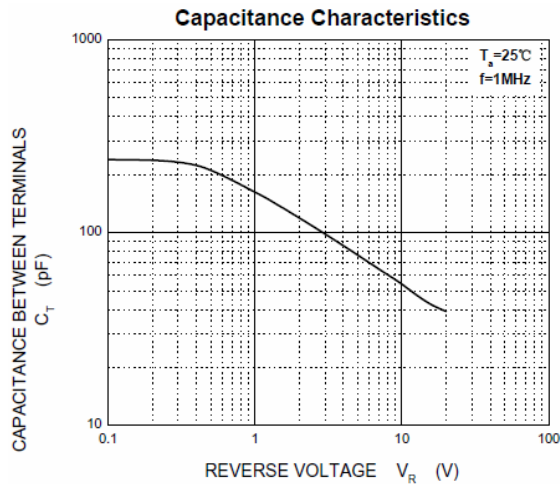
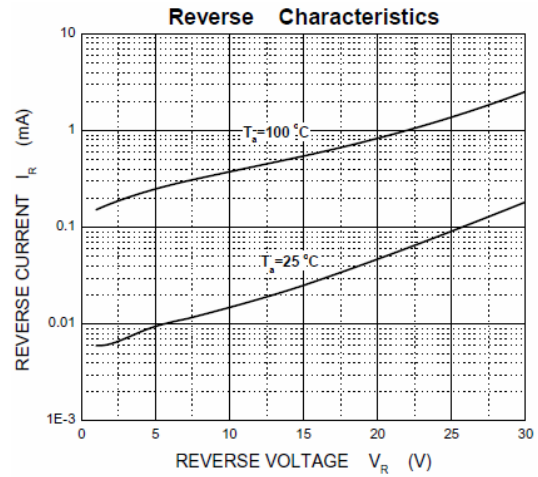
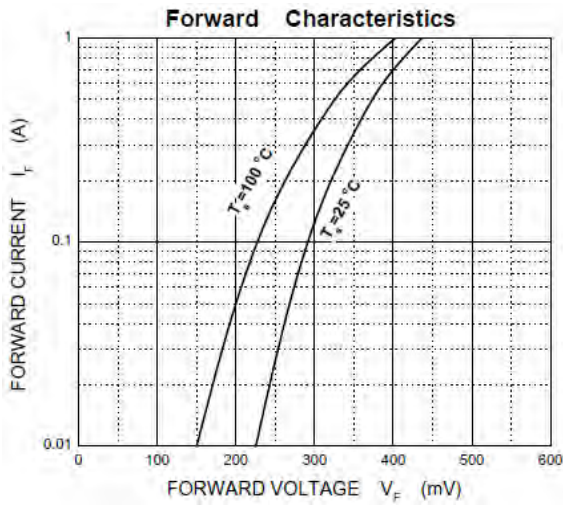
Parameters	Symbol	B0520WS	B0530WS	B0540WS	Unit
Maximum repetitive peak reverse voltage	VRRM	20	30	40	V
Maximum RMS voltage	VRMS	14	21	28	V
Maximum DC blocking voltage	VDC	20	30	40	V
Maximum average forward rectified current	IFM	0.5			A
Peak forward surge current 8.3 ms single half sine-wave	IFSM	5.5			A
Typical thermal resistance	RθJA	500			°C/W
Power Dissipation	PD	2			mW
Junction Temperature	Tj	125			°C
Storage temperature range	TSTG	-50-+150			°C
Voltage rate of change	Dv/dt	10 0			V/uS

Electrical Characteristics

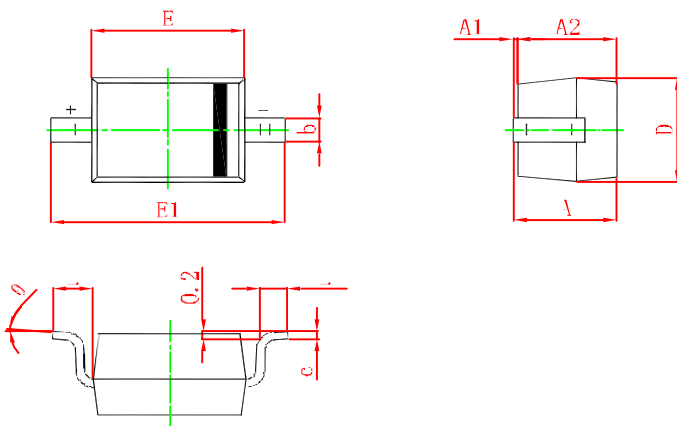
Ratings at 25°C ambient temperature unless otherwise specified.

Parameters	Symbol	Test conditions	B0520WS	B0530WS	B0540WS	Unit
Maximum forward voltage	VF	IF = 0.1A	0.330	0	---	V
		IF = 0.5A	0.390	0.450	0.510	
		IF = 1.0A	---	-	0.620	
Maximum reverse breakdown voltage	VR	IR=250uA		---	---	V
		IR=200uA		30	---	
		IR=20.0uA		---	40	
Maximum reverse current	IR	VR=10V	75	---	---	uA
		VR=15V	---	80	---	
		VR=20V	250	---	10	
		VR=30V		500	---	
		VR=40V		---	20	
Capacitance between terminals	CT	VR = 0V, f = 1MHz	170			pF

Characteristic Curves



Package Outline



Symbol	Min.(mm)	Max.(mm)
A		1.000
A1	0.000	0.100
A2	0.800	0.900
b	0.250	0.400
c	0.080	0.150
D	1.200	1.400
E	1.600	1.800
E1	2.500	2.700
L	0.475REF	
L1	0.250	0.400
θ	0°	8°

Package Information

Qty: 3,000/Tape and reel